



Sprinter

Fuse Assignment Supplement

Mercedes-Benz



Order no. T907 0609 13 Part no. 907 584 75 15 Edition 2024-06

Publication details

Internet

Further information about Mercedes-Benz vehicles and about Mercedes-Benz AG can be found on the following websites:

<https://www.mercedes-benz.com>

Documentation team

©Mercedes-Benz AG: not to be reprinted, translated or otherwise reproduced, in whole or in part, without written permission from Mercedes-Benz AG.

Vehicle manufacturer

Mercedes-Benz AG
Mercedesstraße 120
70372 Stuttgart
Germany

Vehicle dealers

Daimler VANS USA, LLC

One Mercedes-Benz Drive
Sandy Springs, GA 30328
<https://www.mbusa.com> (USA only)
<http://www.mbsprinterusa.com>
Customer Assistance Center:
1-877-762-8267

Mercedes-Benz Canada, Inc.

98 Vanderhoof Avenue
Toronto, ON M4G 4C9
<https://www.mercedes-benz.ca> (Canada only)
Customer Relations Department:
1-800-387-0100

Daimler VANS USA, LLC and Mercedes-Benz Canada, Inc. are Daimler AG enterprises.


Canada only: "Authorized Sprinter Dealer" is defined as an authorized Mercedes-Benz Sprinter Dealer.

Symbols	2
----------------------	----------

Fuses and relays	3
Notes on fuses	3
Fuses and relays in the co-driver foot- well	3
Fuses on the outside of the driver's seat base	9
Fuses/relays in the base of the driver's seat and in the battery box	11


Index	16
--------------------	-----------

In this Supplement, you will find the following symbols:

 **WARNING** Danger due to failure to observe the warning notices


Warning notices draw your attention to hazards that may endanger your health or life, or the health or life of others.

► Observe the warning notices.

 **ENVIRONMENTAL NOTE** Environmental damage due to failure to observe environmental notes


Environmental notes include information on environmentally responsible behavior or environmentally responsible disposal.

► Observe environmental notes.

 **NOTE** Damage to property due to failure to observe notes on material damage

Notes on material damage inform you of risks which may lead to your vehicle being damaged.

► Observe notes on material damage.

 These symbols indicate useful instructions or further information that could be helpful to you.

► Instructions

(→ page) Further information on a topic

Display Information on the display/media display

* Indicates a cause

Notes on fuses

⚠ WARNING Risk of accident and injury due to overloaded lines

If you manipulate or bridge a faulty fuse or if you replace it with a fuse with a higher amperage, the electric line could be overloaded.

This could result in a fire.

- ▶ Always replace faulty fuses with specified new fuses containing the correct amperage.

! NOTE Damage or malfunctions caused by moisture

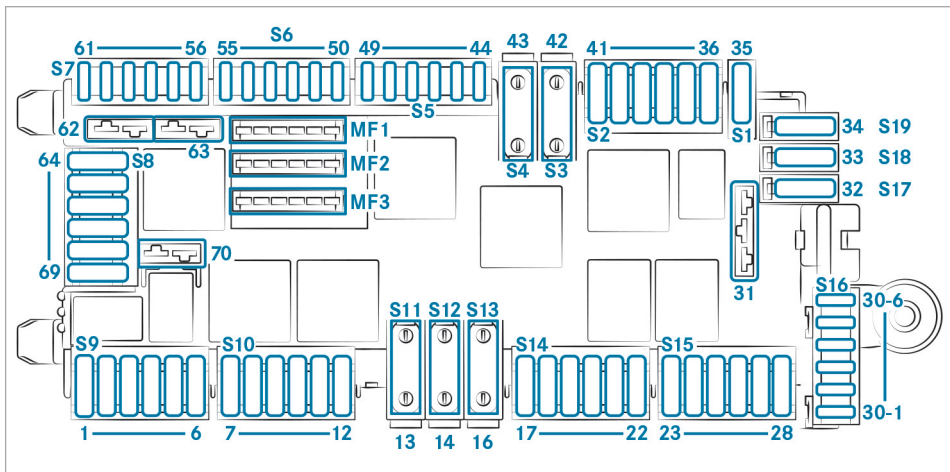
Moisture may cause damage to the electrical system or cause it to malfunction.

- ▶ When the fuse box is open, make sure that no moisture can enter the fuse box.
- ▶ When closing the fuse box, make sure that the seal of the lid is positioned correctly on the fuse box.

You can find further information on fuses in the vehicle Operator's Manual.

Fuses and relays in the co-driver footwell

Fuse assignment



No.	Consumer	Fuse-rating
MF1		
15-2	Engine control unit	5 A
	eSprinter: sound generator	
15-2	Common Powertrain Module (CPC)	5 A
	eSprinter: Common Powertrain Module control unit (CEPC)	
15-2	ESP® control unit	5 A
15-2	All-wheel drive control unit	5 A
	eSprinter: DC/DC converter	
15-2	Terminal 15, special signal, cockpit, body manufacturer	5 A
MF2		
15-1	Feedback cable, terminal 15 relay	5 A
15-1	Headlamp range control, halogen headlamp	5 A
15-1	Tachograph TCO	5 A
	Pre-installation for road toll registration	5 A
15-1	Active Brake Assist radar sensor	5 A
15-1	Deactivation of reverse warning device, power take-off, rpm control	5 A
15-1	Device installation frame, connector coupling	5 A
MF3		
30-T	Multifunction camera	7.5 A
30-T	eSprinter: high-voltage battery	7.5 A
30-T	Connector coupling, device installation frame, roof	7.5 A
	Pre-installation for road toll registration	7.5 A

No.	Consumer	Fuse-rating
30-T	Terminal 30T, special signal, cockpit, body manufacturer	7.5 A
30-T	Instrument cluster	7.5 A
30-T	Device installation frame, cockpit	7.5 A
S9		
2	Common Powertrain Module (CPC)	10 A
	eSprinter: Common Powertrain Module (CEPC)	
3	Engine control unit OM651/M274	10 A
	Engine control unit OM654	5 A
	eSprinter: drive system	15 A
4	Automatic transmission central oil pump	7.5 A
	eSprinter: electric refrigerant compressor	5 A
5	Common Powertrain Module (CPC)	10 A
6	Radiator fan control, terminal 87c	5 A
S10		
7	Automatic transmission intelligent servo module	30 A
	eSprinter: Onboard Loader	10 A
8	Body controller	30 A
9	Body controller	30 A
10	Heating, SCR catalytic converter	30 A
	eSprinter: DC protection box for DC charging	10 A
11	Overhead control panel, platform vehicle	10 A
	Overhead control panel, delivery vehicle	10 A

No.	Consumer	Fuse-rating
	Overhead control panel	15 A
12	Pump, SCR catalytic converter	15 A
	eSprinter: PTC booster heater for heating circuit	5 A
S11		
13	Automatic transmission, 9G-TRONIC	60 A
	eSprinter: electric vacuum pump	40 A
S12		
14	ESP® valves (Premium), vehicles with electric parking brake	40 A
	ESP® valves (Standard)	25 A
	eSprinter: ESP® valves (Premium), vehicles with electric parking brake	40 A
S13		
16	ESP® pump	60 A
S14		
17	Body controller	30 A
18	Body controller	30 A
19	Terminal strip for body manufacturer electrical connection	10 A
20	Front passenger door control unit	25 A
21	Driver's door control unit	25 A
22	Air suspension (LFA) control unit	10 A
S15		
23	Pre-installation for Alcohol Interlock	7.5 A

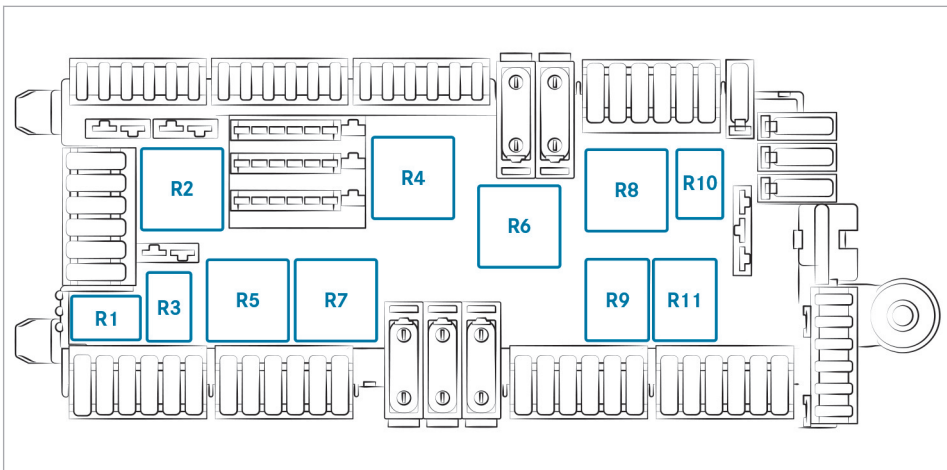
No.	Consumer	Fuse-rating
24	USB port (cockpit), USB port (storage compartment), converter socket 115 V/230 V	7.5 A
25	Cigarette lighter	15 A
	Socket, center console	15 A
26	Socket, instrument panel	15 A
27	Converter socket, 115 V/230 V	25 A
28	Pre-installation for radio, cargo liftgate, pre-installation for digital signal processor, antenna voltage converter	7.5 A
	Converter socket, 115 V/230 V for vehicles with auxiliary battery	
S16		
30-2	Tachograph TCO	7.5 A
30-3	Central locking system	5 A
30-4	Anti-theft alarm system (ATA)	5 A
30-6	Electronic ignition lock control unit	10 A
31-A	Unassigned	
31-B	Starter power supply, relay	25 A
S17		
32	Unassigned	
S18		
33	Voltage dip limiter (SEB)	5 A
S19		
34	Electrics for body interior lighting	10 A
S1		
35	Ventilation blower regulator	30 A
S2		
36	Air conditioning control panel	5 A

No.	Consumer	Fuse-rating
37	Electric steering wheel locking (ESTL)	5 A
38	Steering column switch module (SCSM)	10 A
39	Pre-installation for digital signal processor	10 A
40	Rotating beacon	5 A
41	Radio multimedia system/ radio pre-installation	25 A
S3		
42	Unassigned	
S4		
43	Unassigned	
S5		
44	Switch panel, multimedia system	5 A
45	Mobile phone cradle (WMI)	5 A
46	Multimedia connection unit (MMI)	7.5 A
47	Hermes (LTE communication module)	5 A
48	Telestart stationary heater	5 A
49	Central display	5 A
S6		
50	Additional headlamp, left (platform body manufacturer)	5 A
51	Additional headlamp, right (platform body manufacturer)	5 A
	Delivery vehicle relay 20 supply "Terminal 15 decoupling TIS module"	
	Switch clock for the auxiliary heating air, terminal 15 relay	
52	Control unit, airbag	7.5 A
53	Diagnostics	5 A

No.	Consumer	Fuse-rating
54	Relay supply	5 A
55	Engine cutoff point (OM651)	7.5 A
	Engine control unit (M274)	
	eSprinter: coolant circuit regulation valve (high-voltage battery)	5 A
S7		
56	Control unit (OM654)	15 A
57	Soot particulate sensor, NO _x sensor, main catalytic converter (OM654)	15 A
58	Engine, exhaust gas recirculation (EGR) (OM651)	10 A
	Engine (M274/OM654)	15 A
59	NO _x sensor before/after catalytic converter	10 A
60	Lambda sensor	7.5 A
	Coolant pump (OM654)	15 A
	eSprinter: Common Powertrain Module control unit (CEPC)	10 A
61	Engine (M274/OM651)	10 A
	Engine (OM654)	5 A
	eSprinter: electric vacuum pump relay supply	
H2		
62	Engine (M274/OM654)	15 A
	Engine (OM651)	20 A
	eSprinter: fan control unit	5 A
63	Engine (M274)	20 A
	Engine (OM651/OM654)	25 A
	eSprinter: coolant pumps	20 A

No.	Consumer	Fuse-rating
S8		
64	Body controller	30 A
65	Body controller	30 A
66	Automatic transmission auxiliary oil pump	15 A
	eSprinter: DC/DC converter	5 A
67	Control unit for fuel measurement (FSCM)	25 A
	eSprinter: coolant pump	15 A
68	LED headlamp, right	15 A
69	LED headlamp, left	15 A
H2		
70	Windshield wiper	30 A

Relays in the front passenger footwell



No.	Designation	Permissible current-intensity
R1	Reserve	30 A
R2	Terminal 87, engine	50 A
	Terminal 87 (eSprinter)	
R3	Terminal 87, Common Powertrain Module CPC	30 A
R4	Terminal 15	40 A
R5	Front windshield wiper on/off	40 A
R6	Reserve	40 A
R7	Front windshield wiper fast/slow	40 A
R8	Terminal 50, starter	40 A
R9	Terminal 15R (vehicles without auxiliary battery)	50 A
R10	Starter power supply, relay	30 A
R11	Terminal 15R (vehicles with auxiliary battery)	50 A

Fuses on the outside of the driver's seat base

Fuse assignment

F55/1	F55/2	F55/3	F55/4	F55/5	F55/6	F55/7	F55/8
9	18	27	36	45	54	63	72
1	10	19	28	37	46	55	64

Fuse block F55/1

No.	Consumer	Fuse-rating
1	Additional turn signal lamp	10 A
	Roof ventilator	15 A
2	Rear window wiper, right	15 A
	Vehicle socket delivery vehicle	20 A
3	4MATIC all-wheel drive control unit	30 A
4	Parking Package	5 A
	Reversing camera	
5	Driver's seat adjustment control unit	25 A
	Seat heating control unit, driver/front passenger with individual seat	
6	Driver lumbar support	10 A
	Front passenger lumbar support	

No.	Consumer	Fuse-rating
7	Front passenger seat adjustment control unit	25 A
	Seat heating control unit, front passenger bench seat	
8	Tire pressure monitoring system	5 A
	Motion detector	
9	Blower, rear	25 A

Fuse block F55/2

No.	Consumer	Fuse-rating
10	Trailer coupling control unit, right	25 A
11	Trailer coupling control unit (socket)	15 A
12	Trailer coupling control unit, left	25 A

No.	Consumer	Fuse-rating
13	Trailer coupling control unit (charging cable)	15 A
14	Parameterizable special module control unit	25 A
15	Parameterizable special module control unit	25 A
16	Terminal 30, terminal strip for body manufacturer's electrical connection	25 A
17	Hot-water auxiliary heater	20 A
18	Terminal 30T for terminal 15 relay	5 A

Fuse block F55/3

No.	Consumer	Fuse-rating
19	Rear window heater, left	15 A
20	Rear window heater, right	15 A
21	Rear window heater relay	30 A
22	Trailer brake booster	30 A
23	Cargo liftgate/dump truck (pre-installation)	7.5 A
	Roof ventilator	5 A
24	Terminal strip for electrical connection (body manufacturer)	15 A
25	Reversing camera/pre-installation for reversing camera	5 A
	Reversing camera display, inside mirror	
26	Hot-air auxiliary heater	15 A
	Central locking system, delivery vehicle	20 A

No.	Consumer	Fuse-rating
	Supply, terminal 15, auxiliary battery relay	15 A
27	Auxiliary battery voltage measurement	5 A

Fuse block F55/4

No.	Consumer	Fuse-rating
28	Sliding door, left	15 A
	Electric sliding door, left	30 A
	Intermediate door, delivery vehicle	5 A
29	Sliding door, right	15 A
	Electric sliding door, right	30 A
	Reading lamp, delivery vehicle	5 A
	Interior lighting, body, delivery vehicle	
30	Antenna switch box	5 A
	Interior lighting, body, delivery vehicle	
31	Automatic transmission, Ultracap	10 A
	eSprinter: Ultracap	
32	Automatic transmission, 7G-TRONIC PLUS	10 A
34	Pre-installation for camper van	30 A
35	Pre-installation for camper van	30 A
36	Pre-installation for camper van	30 A

Fuse block F55/5

No.	Consumer	Fuse-rating
37	Electric step, left	10 A
38	Electric step, right	10 A
39	Warning buzzer, electric steps	5 A
40	eSprinter: electronic vacuum pump relay	5 A
41	Air suspension	5 A
42	Retarder	5 A
43	Socket, cab	15 A
44	Socket, D-pillar, left	15 A
45	Socket, D-pillar, right	15 A

Fuse block F55/6

No.	Consumer	Fuse-rating
51	USB port, side wall, front left	7.5 A
	USB port, side wall, front left (with sliding door, left)	5 A
52	USB port, side wall, front right	7.5 A
	USB port, side wall, front right (with sliding door, right)	5 A
53	USB port, side wall, rear left (bus)	7.5 A
	USB port, side wall, rear left (crewbus)	5 A
54	USB port, side wall, rear right (bus)	7.5 A
	USB port, side wall, rear right (crewbus)	5 A

Fuse block F55/7

No.	Consumer	Fuse-rating
55	OLU Connect Unit	10 A
57	OLU Connect Unit	5 A
58	MBAC Mercedes-Benz Advanced Control (PWM 1)	25 A
59	TIS module	5 A
	MBAC Mercedes-Benz Advanced Control (PWM 2)	25 A
60	MBAC Mercedes-Benz Advanced Control control unit	5 A
	Terminal 15, decoupling TIS module	
61	Pre-installation, siren	15 A
62	Rotating beacon with siren	15 A
63	Digital inside mirror, FDM (FullDisplayMirror)/pre-installation for digital inside mirror	5 A

Fuse block F55/8

Position, rescue loop M1E

Fuses/relays in the base of the driver's seat and in the battery box

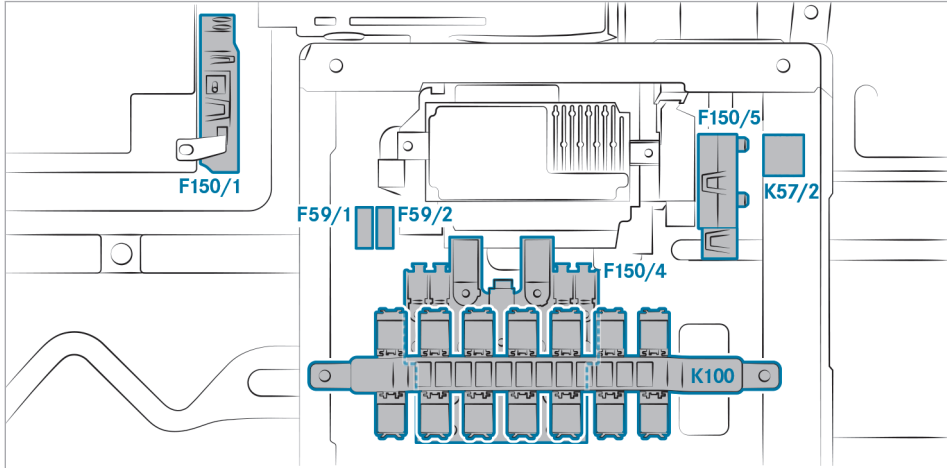
Fuse assignment

Additional fuses and relays etc. are located in the seat base of the driver's seat:

- for the windshield heater
- for other major assemblies, such as power-steering pumps, auxiliary battery, battery cutoff relays and PTC heater
- from the body manufacturer for retarders, cargo liftgate, hydraulic pump and dump trucks

i Always have the fuses and relays in the seat base replaced at a qualified specialist workshop.

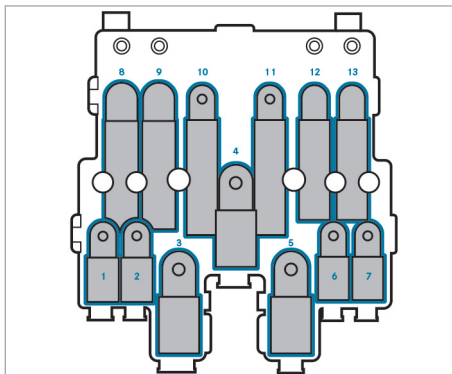
Fuses in the driver's seat base



Fuse block F150/1 (MFB-1) in the battery box

No.	Consumer	Fuse-rating
1	Battery sensor	
2	Unassigned	MIDI
3	Main fuse box (MFB-2)	Busbar
4	Power Distribution Center, terminal 30 (F30-1 - F30-6)	50 A
5	PTC booster heater	125 A

Fuse block F150/4 (MFB-2)



No.	Consumer	Fuse-rating
1	Terminal 30T, fuse box, seat base of driver's seat (fuse block F55/1 - F55/8)	125 A
2	Electric steering	125 A
3	Alternator	300 A
	Alternator (code M60)	
	Alternator (code M61)	400 A
	eSprinter: DC/DC converter	
5	Power Distribution Center (PDC)	175 A
6	Glow output stage (GZE)	80 A
7	Mono fan, air conditioning system	40 A
	Duo-fan for air conditioning system/fan with reduced output (OM654) ^{1), 2)} /eSprinter: fan	80 A
	Fan, radiator OM654/M274	100 A
8	Camper van (fuse block F55/4)	100 A

No.	Consumer	Fuse-rating
9	Camper van (code E1R)	150 A
	Camper van (code E1Y)	80 A
10	High performance roof-mounted air conditioning system (code HK4)	100 A
	Enhanced roof-mounted air conditioning system (code H08)	50 A
	Basic roof-mounted air conditioning system (code HH7)	25 A
	Camper van (without roof-mounted air conditioning system)	80 A
11	Auxiliary battery/battery cut-off relay	150 A
	Retarder without auxiliary battery	100 A
12	Air suspension/camper van (without air suspension)	40 A
13	Windshield heater	80 A

1) For vehicles with:

- Code G43 9G-TRONIC transmission

and

- Code IT3 3.0 t

or

- Code IT4 3.5 t

and at least one of the following two codes:

- Code Q00 trailer load 0 lbs (0 kg)
- Code Q11 longitudinal reinforcement

Applies only to vehicles without one of the following codes (list A):

- Code HH7 basic roof-mounted air conditioning system
- Code H08 enhanced roof-mounted air conditioning system
- Code HK4 enhanced high performance roof-mounted air conditioning system
- Code N05 power take-off countershaft MB (2C)

- Code N07 power take-off countershaft MB (2B)
- Code QA0 trailer coupling 6173 lbs (2800 kg), screwed trailer load
- Code QA3 vehicle pre-installation for trailer load from 7716 lbs (3500 kg)
- Code QA5 vehicle pre-installation for trailer load from 6173 lbs (2800 kg)
- Code QA7 trailer coupling for increased trailer load 7716 lbs (3500 kg)
- Code QA8 trailer coupling for increased trailer load 6173 lbs (2800 kg)/6614 lbs (2800 kg)
- Code ZU7 national version, Canada
- Code ZU8 national version, USA
- Code ZU9 national version, Mexico

2) For vehicles with:

- Code G43 9G-TRONIC transmission

and

- Code AR2 axle reduction ratio $l = 3.923$

and

- Code IT9 4.0 t

and

- Code MU1 engine OM654 DE 20 LA 84 kW (114 hp)

Applies only to vehicles without one of the codes from list A¹⁾ and without the code Z44, vehicle not EU-approvable.

Fuse block F150/5 (MFB-ZB)

No.	Consumer	Fuse-rating
1	Retarder	100 A
2	Cargo liftgate/dump truck (pre-installation)	250 A
3	Auxiliary battery	
4	Battery cutoff relay	150 A
5	DC/AC converter sockets with auxiliary battery	60 A
6	Hot-air auxiliary heater with auxiliary battery	25 A

No.	Consumer	Fuse-rating
	Hot-air auxiliary heater, supply, MBAC Mercedes-Benz Advanced Control with auxiliary battery	80 A
	Delivery vehicle	40 A

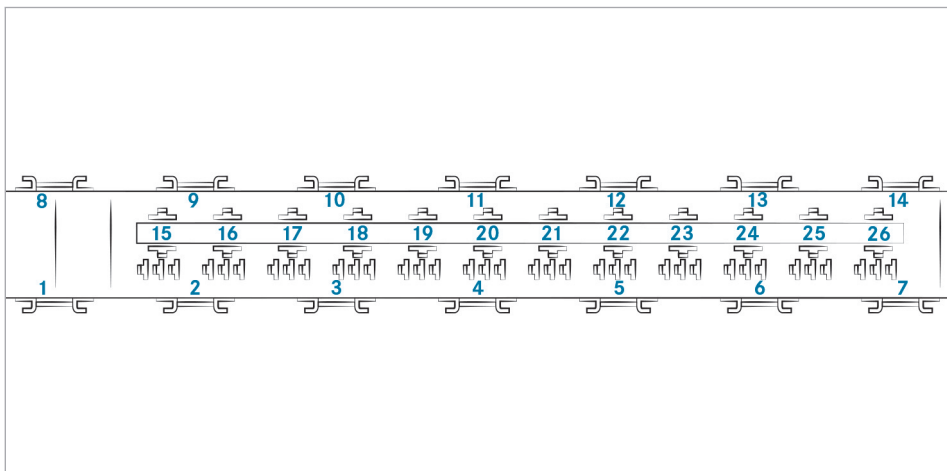
eSprinter: auxiliary fuse F25/5

No.	Consumer	Fuse-rating
1	Terminal 30C fuse protection	10 A

Individual fuses F59/1 and F59/2

No.	Consumer	Fuse-rating
F59 /1	Windshield heater, left	40 A
F59 /2	Windshield heater, right	40 A

Relay holder K100



Right-hand drive vehicles

No.	Designation
Supplementary relay	
1	Windshield heater
2	Terminal 15
3	Rear window heater
4	Sockets, rear
5	eSprinter: electric vacuum pump
12	eSprinter: electric vacuum pump
Mini-relay	
15	Rear window wiper, right
16	Terminal strip body manufacturer
17	Switch, reverse warning device
18	Roof ventilator
	Interior lighting
19	Auxiliary oil pump
	eSprinter: additional circulation pump
20	Electric step, right 1
	Terminal 15, decoupling TIS module
21	Electric step, right 2
	Terminal 30 A Deactivation of door module, delivery vehicle
22	Electric step, left 1
23	Electric step, left 2
24	Siren
	Reading lamp, delivery vehicle
25	Rotating beacon with siren
26	Cargo liftgate
	Terminal 15 on auxiliary battery
Relay holder K57/2	
	Auxiliary battery relay

Left-hand drive vehicles

No.	Designation
Supplementary relay	
5	eSprinter: electric vacuum pump
8	Windshield heater
9	Terminal 15
10	Rear window heater
11	Sockets, rear
12	eSprinter: electric vacuum pump
Mini-relay	
15	Rear window wiper, right
16	Terminal strip body manufacturer
17	Switch, reverse warning device
18	Roof ventilator
	Interior lighting
19	Auxiliary oil pump
	eSprinter: additional circulation pump
20	Electric step, right 1
	Terminal 15, decoupling TIS module
21	Electric step, right 2
	Terminal 30 A Deactivation of door module, delivery vehicle
22	Electric step, left 1
23	Electric step, left 2
24	Siren
	Reading lamp, delivery vehicle
25	Rotating beacon with siren
26	Cargo liftgate
	Terminal 15 on auxiliary battery
Relay holder K57/2	
	Auxiliary battery relay

F

Fuses

Notes on fuses..... 3

Fuses on the outside of the driver's seat base

Fuse assignment..... 9

Fuses/relays in the base of the driver's seat and in the battery box

Fuse assignment..... 11

Relay holder K100..... 14

Fuses/relays in the front-passenger footwell

Fuse allocation..... 3

Relay assignment..... 7